



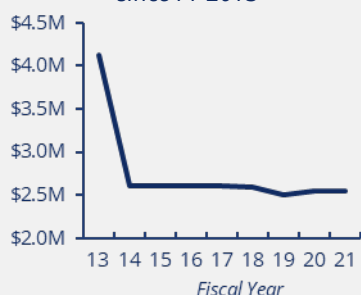
Office of the Assistant Secretary for Preparedness & Response

HOSPITAL PREPAREDNESS PROGRAM

OKLAHOMA

HPP FUNDING

38% decrease in funding since FY 2013



HIGHLIGHTS

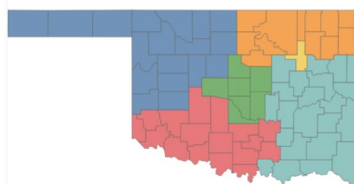
- Oklahoma (OK) uses HPP funding to build and maintain a strong emergency preparedness and response foundation for the state's nearly four million residents.
- OK's health care coalition (HCC) in Region 3 coordinated with four emergency medical services (EMS) agencies to efficiently move patients to hospitals after eleven Fort Sill trainees collapsed during maneuvers due to extreme temperatures.
- The HCC in Region 3 coordinated a surgical extraction team that performed an onsite amputation surgery following a crane collapse in Mills Creeks.

SPOTLIGHT ON RESPONSE

In OK's Region 3, a severe winter storm with record frigid temperatures covered southeastern OK in snow and ice. Energy usage quickly overwhelmed the regional power grid, resulting in the power companies conserving power through rolling blackouts. These blackouts forced hospitals to evacuate patients and temporarily close their emergency departments. Hospital and EMS staff worked to relocate patients to facilities with resources and support from HCCs. The effort was complete in under four hours, ensuring that patients continued to receive necessary care.

COVID-19 RESPONSE

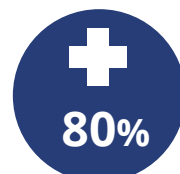
- OK's HCC in Region 7 utilized a software typically used to operate the state's COVID-19 data dashboard to facilitate constant communication with HCC members regarding ongoing efforts to track resources within the region.
- Since July 1, 2021, OK's Region 4/5 Regional Medical Response System has supported deployment of 32 ventilators from regional or state warehouses to health care facilities and has successfully addressed 32 personal protective equipment requests, 70 assistance calls from hospitals (two of which were out of state), and 15 monoclonal antibody requests.



6

Health Care
Coalitions

HCC CORE MEMBER PARTICIPATION



of acute care
hospitals



of emergency
medical services



of public health
agencies



of emergency
management
agencies

FY20 end-of-year data and HCC count as of 6/30/2021. Participation rate equals # of HCC member organizations divided by the total # of organizations in OK.